



Up-to-date Questions and Answers from authentic resources to improve knowledge and pass the exam at very first attempt. ----- Guaranteed.



HPE6-A66 Dumps
HPE6-A66 Braindumps
HPE6-A66 Real Questions
HPE6-A66 Practice Test
HPE6-A66 Actual Questions



HP

HPE6-A66

Aruba Certified Design Associate (ACDA)



Question: 145

When a WLAN has to support nomadic devices, a network architect must primarily plan for which component in their design?

- A. type of users
- B. number of users per location
- C. mobility requirements and usage
- D. density of users

Answer: C

Question: 146

Which two challenges do 802.11g barcode scanners present to a WLAN design? (Select two.)

- A. roaming between APs
- B. encountering RF interference by devices
- C. determining the RF channel bandwidth consumed per Barcode scanner
- D. implementing adequate security measures to ensure PCI compliance
- E. providing consistent performance on all available channels

Answer: A,D,E

Question: 147

A network architect is creating a new wireless solution for a customer. Wireless coverage is required throughout all four floors of two buildings on the same campus. Dynamic RF capabilities, including AirMatch, are required. Seamless roaming is required within and between the two buildings. Each floor will have approximately 20 APs and 6 external APs are required for connectivity between the two buildings.

- A. Given this information, which Aruba solution would be the most cost-effective while still meeting the customer's requirements? ☐ An IAP cluster per floor
- B. A standalone 7008 controller per floor
- C. Two 7205 mobility controllers in a cluster
- D. Two 7030 mobility controllers in a cluster

Answer: A

Question: 148

Which must you perform in IRIS to assign a device to a Design Group?

- A. Right-click the device and select Set Layer Membership
- B. Right-click the device and select Set Design Group
- C. Drag and drop the device into the Site
- D. Drag and drop the device into the Design Group

Answer: D

Question: 149

A network architect is designing a wireless solution for a company that is leasing one floor in a multi-floor building in a downtown area. The customer is concerned about ensuring complete Wi-Fi coverage and pin-pointing RF hazards.

What type of survey should the network architect perform?

- A. Active
- B. Virtual
- C. Passive
- D. Spectrum clearing

Answer: A

Question: 150

A customer placed an order for an ArubaOS 5406R switch and plans to rack mount it in a wiring closet. The dimensions of the switch are 17.5 inches wide (44.45 cm), 6.9 inches high (17.5 cm), and 17.75 inches deep (45.1 cm).

How many rack units should a customer plan for this switch?

- A. 5
- B. 4
- C. 6
- D. 3

Answer: C

Question: 151

A wiring closet with a POE+ switch is 250 feet (76 meters) away from an AP on a building floor. The AP's smart-rate port is connected to a smart-rate port on the switch, which is capable of 10 Gbps. The cable type is Cat5e STP.

What is the maximum speed that the customer can expect from the connected AP?

- A. 2.5 Gbps
- B. 1 Gbps
- C. 5 Gbps
- D. 10 Gbps

Answer: A

Question: 152

A customer has some employees that travel to various locations, where these employees will need Wi-Fi access at these locations. Because many of these locations do not have wireless support, the employees will need to carry an AP solution with them. Internet connectivity, if it doesn't exist at these locations, will be provided by a national phone company USB wireless card which will be connected to AP. The wireless solution needs minimal bandwidth, but needs to minimally support 802.11ac wave 1 devices.

Which Aruba AP wireless solution would meet the needs of these employees most effectively and cost efficiently?

- A. 318
- B. 303H
- C. 365

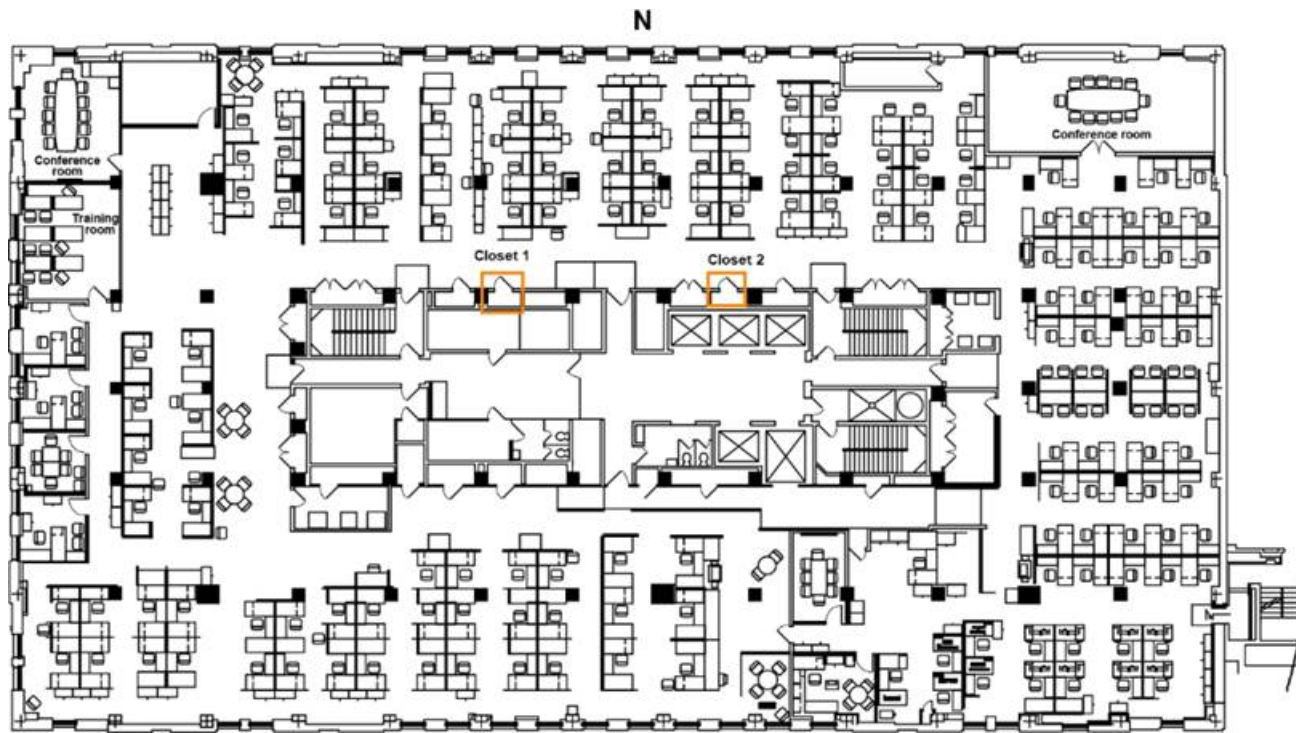
D. 203R

Answer: D

Question: 153

NewStellar has a main corporate campus in a business park with two adjacent buildings. Each building has three floors and each floor is 322 x 175 feet (98 x 53 meters) for 56,350 square feet (5,235 square meters) total. The ceiling for each floor is 12 feet (3.6 meters) high with a drop-down ceiling at 10 feet (3 meters).

The network architect has given you one floor to analyze, Building 1 Floor 2, shown in the attached exhibit.



This floor has a central main corridor with washrooms, stairs, elevators and supply and network cabinets. There are cubicles around the perimeter of the floor. The central part main corridor's dimensions contain 9,350 square feet (870 square meters).

Assuming that wireless coverage is not required in the central area, which square footage (square meter) value should a network architect use when determining the number of APs in a capacity design for each floor?

- A. 55,750 square feet {5,175 square meters)
- B. 56,350 square feet {5,235 square meters)
- C. 47,000 square feet {4,365 square meters)
- D. 338,100 feet {31,410 square meters)

Answer: B

Question: 154

A network architect is redesigning a wireless network. The architect begins by analyzing the number of spatial streams supported by APs of various vendors as well as the wireless devices currently in the network, if the company wants to ensure that new wireless design, including user wireless devices, support Multi-User MIMO (MU-MIMO).

Which standard or standards must the wireless products support?

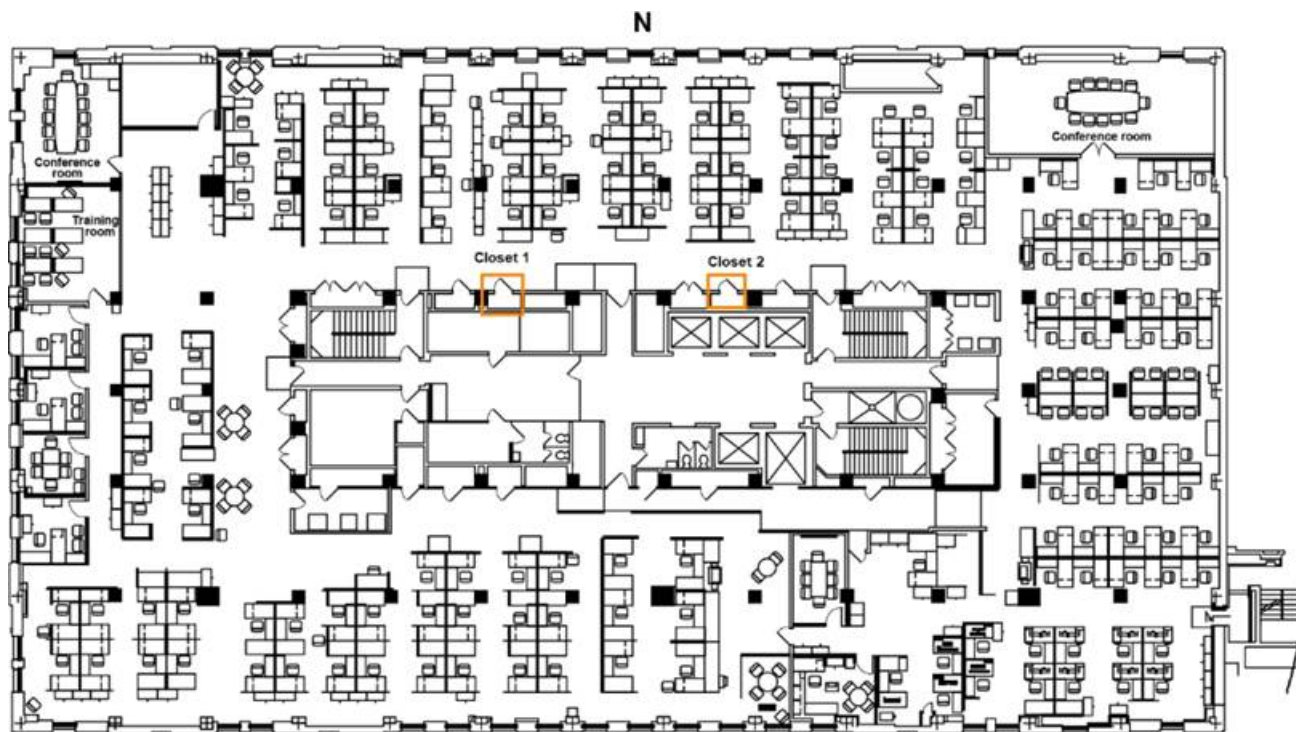
- A. Only 802.11ax and 8011.ac
- B. Only 802.11ax
- C. Only 802.11ax,802.11ac, and 802.11n
- D. Only 802.11ax,802.11ac, 802.11n, and 802.11a

Answer: C

Question: 155

A network architect is given the task to design a new network solution for NewStellar Company, Inc. NewSteiiar has a main corporate campus in a business park with two adjacent buildings.

The network architect has given one floor to analyze, Building 1 Floor 2, shown in the attached exhibit.



Each building has three floors and each floor is 322 x 175 feet (98 x 53 meters) for 56,350 square feet (5,235 square meters) total, which results in a total of 338,100 feet (31,410 square meters) for the entire building space. Each floor has a central main corridor with washrooms, stairs, elevators and supply and network cabinets. There are cubicles around the perimeter of the floor. The central part main corridor's dimensions contain 9,350 square feet (870 square meters).

Because of security concerns, video cameras will be installed throughout the facility. There are 16 of these per floor, 8 per wiring closet. The cameras are non-WiFi capable and require POE 802.3af-capable switch ports from which to draw power.

A wireless capacity design is required. Assuming that wireless coverage is required across the Building 1, Floor 2, including the central area, and that half the required APs will connect to each wiring closet, approximately how many POE+ ports will be required per wiring closet for all devices that have POE or POE+ needs?

- A. 30

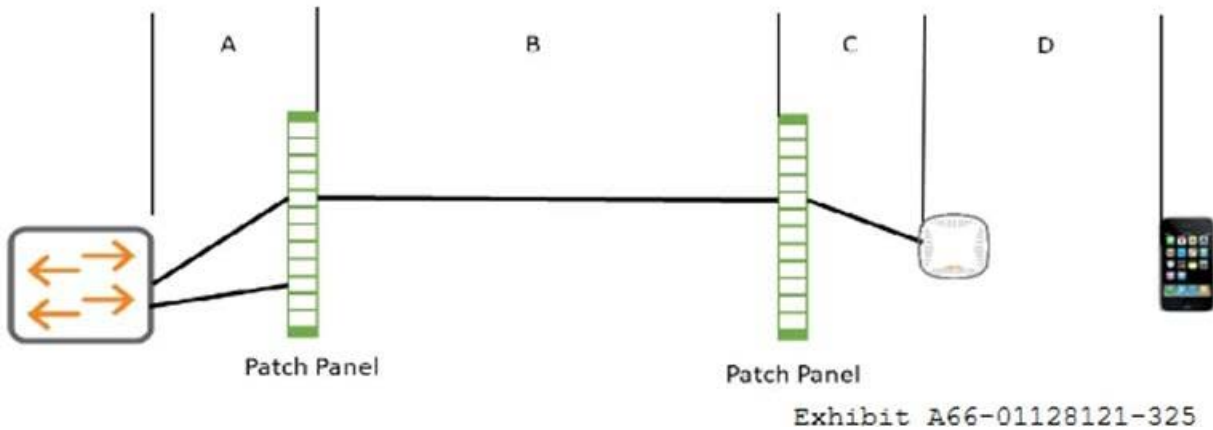
- B. 22
- C. 42
- D. 8

Answer: A

Question: 156

Refer to the exhibit.

Refer to the exhibit.



When planning the use of Cat7 cabling for a SmartRate connection between an ArubaOS AP and an ArubaOS switch, which sections should be considered when calculating distance?

- A. A + C
- B. A + B
- C. A + B + C + D
- D. A + B + C

Answer: C

Question: 157

A company is redesigning their wireless network and will be upgrading all devices to support the latest wireless standards. The company is not near any radar installations.

In order to keep wireless NIC power levels as low as possible to reduce interference issues and to take advantage of radar frequency ranges, what IEEE standard should APs support?

- A. 802.11r
- B. 802.11 ax
- C. S02.11V
- D. S02.11h

Answer: B

Question: 158

A network architect has created two sites in IRIS and defined network devices for each site.

From which window would a network architect connect the two sites together?

- A. Topology
- B. Site-1
- C. Catalog
- D. Start Page

Answer: B

Question: 159

A network architect is creating a new wired design for a warehouse building.

As a best practice, what length should the architect allow for the service loop in the wiring closets in this environment?

- A. 3-10 feet (1-3 m)
- B. 3 feet (1 m)
- C. 15-30 feet (5-10 m)
- D. 30-60 feet (10-20 m)

Answer: B



SAMPLE QUESTIONS

*These questions are for demo purpose only. **Full version** is up to date and contains actual questions and answers.*

Killexams.com is an online platform that offers a wide range of services related to certification exam preparation. The platform provides actual questions, exam dumps, and practice tests to help individuals prepare for various certification exams with confidence. Here are some key features and services offered by Killexams.com:

Actual Exam Questions: *Killexams.com provides actual exam questions that are experienced in test centers. These questions are updated regularly to ensure they are up-to-date and relevant to the latest exam syllabus. By studying these actual questions, candidates can familiarize themselves with the content and format of the real exam.*

Exam Dumps: *Killexams.com offers exam dumps in PDF format. These dumps contain a comprehensive collection of questions and answers that cover the exam topics. By using these dumps, candidates can enhance their knowledge and improve their chances of success in the certification exam.*

Practice Tests: *Killexams.com provides practice tests through their desktop VCE exam simulator and online test engine. These practice tests simulate the real exam environment and help candidates assess their readiness for the actual exam. The practice tests cover a wide range of questions and enable candidates to identify their strengths and weaknesses.*

Guaranteed Success: *Killexams.com offers a success guarantee with their exam dumps. They claim that by using their materials, candidates will pass their exams on the first attempt or they will refund the purchase price. This guarantee provides assurance and confidence to individuals preparing for certification exams.*

Updated Content: *Killexams.com regularly updates its question bank and exam dumps to ensure that they are current and reflect the latest changes in the exam syllabus. This helps candidates stay up-to-date with the exam content and increases their chances of success.*

Technical Support: *Killexams.com provides free 24x7 technical support to assist candidates with any queries or issues they may encounter while using their services. Their certified experts are available to provide guidance and help candidates throughout their exam preparation journey.*

For More exams visit <https://killexams.com/vendors-exam-list>
Kill your exam at First Attempt....Guaranteed!